



# DockDeck by trusscore

Formerly Brock Dock







## Contents

<a href="#">Introduction</a>	<a href="#">5</a>
<a href="#">Why Build with Trusscore</a>	<a href="#">6</a>
<a href="#">Superior Performance</a>	<a href="#">6</a>
<a href="#">Beautiful Aesthetics</a>	<a href="#">7</a>
<a href="#">Minimal Maintenance</a>	<a href="#">7</a>
<a href="#">DockDeck Specifications</a>	<a href="#">8</a>
<a href="#">Installing DockDeck</a>	<a href="#">9</a>
<a href="#">Customizable Finishing Touches</a>	<a href="#">10</a>
<a href="#">Edge Guards &amp; Post Covers</a>	<a href="#">10</a>
<a href="#">Trims</a>	<a href="#">11</a>



**Lightweight dock  
deck panels**

•

**Unique open-cavity profile with  
low heat retention**

•

**Slip-resistant patterns and  
non-splintering**

•


**Impervious to water  
and moisture**

•

**Clip Strip fastening system keeps  
screws hidden**

•

**Scratch and stain resistant**





# DockDeck by Trusscore®

DockDeck by Trusscore is the ultimate lightweight, low-maintenance, and long-lasting PVC dock decking material — without the hassles that accompany other dock products.

DockDeck has an open-cavity profile which makes panels 40% lighter than composite decking and will keep your dock cool in high temperatures and direct sunlight. DockDeck is also designed to never require maintenance or replacing — our boards will never rot, rust, splinter, or fade.

*Available in 12ft, 16ft, 20ft, and 24ft lengths.*


If you're building a removable dock for your lakefront home, cabin, or cottage, DockDeck has you covered for the following applications:



*Pole Dock*



*Tower Dock*



*Floating Dock*



*Sectional Dock*



*Rolling Dock*





# Why Build with DockDeck?

When you build your dock with DockDeck, you'll not only enjoy the look and feel of your new dock you'll also reap the rewards of a high-performing product for decades to come.



## SUPERIOR PERFORMANCE

Made from 100% PVC, DockDeck by Trusscore is built to last and has undergone rigorous testing to ensure structural integrity and quality you can count on.

- ✓ UV resistance means you never have to worry about your dock fading in the sun
- ✓ A unique open-cavity profile with low heat retention means your dock decking panels will stay cool in the heat so you don't have to worry about extremely hot boards
- ✓ Complete water and moisture resistance, so your boards will never decay from mold and mildew like composite decking or splinter and rot like wooden boards



## BEAUTIFUL AESTHETICS

DockDeck systems offer great-looking designs to enhance your outdoor space, combined with practical features to keep your dock safe and looking as good as the day you built it.

- ✓ With a variety of colors to choose from, you're sure to find a DockDeck system to achieve the look you'll love
- ✓ Available in two slip-resistant texture patterns for added safety
- ✓ DockDeck Clip Strip fastening system keeps screws hidden for a seamless look and ensures planks are spaced uniformly
- ✓ Trims, post covers, and edge guards add the perfect finishing touch to your deck



## MINIMAL MAINTENANCE

No need to paint, stain, or seal — with DockDeck, you'll enjoy the ease of minimal maintenance and can enjoy your downtime on the water.

- ✓ Vinyl DockDeck boards are stain and scratch resistant, meaning they'll continue to look their best season after season
- ✓ DockDeck is built to withstand repeated pressure washing and regular cleaning
- ✓ If your deck is ever damaged, you can take advantage of its 20-year limited lifetime warranty to have the boards replaced

# DockDeck Specifications

DockDeck panels are available in a variety of lengths, colors, and two texture patterns to help you achieve the dock of your dreams.

## BOARD COLORS & TEXTURES

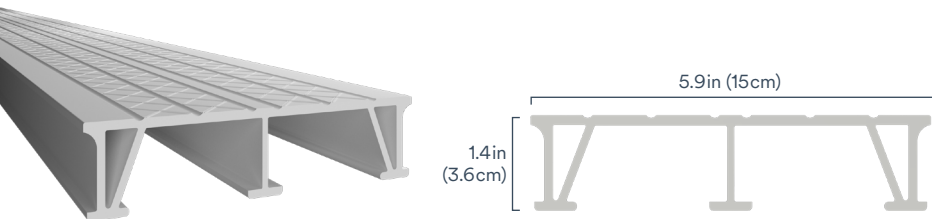
Two slip-resistant patterns ensure added safety when your dock is wet. Plus, with a range of colors to choose from you can achieve the look you will love.



## BOARD LENGTHS

Available in various lengths to give you options for your perfect deck, making the construction phase as seamless as possible.

- 12ft (366cm)
- 16ft (488cm)
- 20ft (610cm)
- 24ft (732cm)



**Scan Here**  
TO VIEW OUR  
INSTALLATION ASSETS


## Installing DockDeck?

DockDeck installation is a breeze thanks to its unique, pre-assembled Clip Strip fastening system.

This unique system helps keeps screws hidden and ensures planks are spaced uniformly while managing and controlling the natural expansion and contraction from temperature changes.

Aluminum Clip Strips are available in 3ft, 4ft, or 5ft lengths and are mounted to the dock substructure to hold DockDeck boards in place.

*This allows you to replace a single board easily and gives you the flexibility to expand or alter your deck whenever you want.*





# Customizable Finishing Touches

Customize your dock by adding bumpers and pier coverings that perfectly complement your DockDeck system.

Each accessory is made with the same high-quality material as our dock boards and are designed to withstand changing weather while remaining durable through continuous heavy use.

## EDGE GUARDS & POST COVERS





DockDeck edge guards and post covers can save your boat from damage and extend the lifespan of your dock.

Post Wrap		DockDeck post wraps are 3.5in in diameter and are available in white, gray, or tan.
Post Cap		DockDeck post caps are 3.5in in diameter and are available in white, gray, or tan.
Edge Guard		DockDeck edge guards are only available in white.
Edge Guard End Cap		DockDeck edge guard end caps are only available in white.



## TRIMS

DockDeck trims add a functional and distinctive design element to your dock for the perfect finishing touch.

C Channel		Use on docks with overhanging DockDeck boards. The C Channel trim is 1.5in W x 145in L.
L Trim		Use on docks without overhanging DockDeck boards where it isn't possible to use a C Channel trim or to cover corners to hide seams. There are two sizes available for either scenario. Use 1.5in W x 1.5in H x 145in L trim if you haven't installed fascia board. Use 1.5in W x 3in H x 145in L trim if you have installed fascia board. The 3in face of this L Trim will cover nailing holes created when installing fascia board for a seamless finish.
T Strip		Use between end-to-end boards on the top surface of the dock. The T Strip trim is 1.6in W x 145in L.
End Cap		Provide a seamless finish for the end of individual fascia boards. The End Caps are 1.6in W x 145in L.



[hello@trusscore.com](mailto:hello@trusscore.com) | [1.888.418.4679](tel:18884184679) | [trusscore.com](https://trusscore.com)

Copyright © 2022 Trusscore Inc. Trusscore, DockDeck are trademarks of Trusscore Inc.  
All other trademarks are the property of their respective owners.

Specifications are subject to change. T-BR107-001 08/2022

