

trusscore

Low maintenance, long-lasting wall and ceiling panel systems for homes and garages.





Why Build with Trusscore?

The Trusscore product line offers durable and DIY-friendly wall, ceiling, and slatwall panels that are designed to transform any interior space. Made from PVC, the pre-finished panels are a moisture resistant alternative to painted drywall, plywood, and medium density fiberboard (MDF) slatwall or pegboard.




**Trusscore
Wall&CeilingBoard**

Interlocking, interior PVC wall and ceiling panels that are lightweight, low maintenance, and designed to last a lifetime.



**Trusscore
SlatWall**

Trusscore SlatWall is a high-strength, on-the-wall organization system that can be installed as a track, section, half, or full wall.



**Trusscore
Trims**

Trusscore offers a wide range of PVC-based framing, finishing, and specialty trims for any Trusscore project.



Trusscore products are designed to outlive the buildings they're installed in, but just in case, **all products are backed by industry leading warranties.**



Strength & Durability

Stronger and more durable than drywall and MDF. Once installed, drywall and MDF are susceptible to all types of damage and are prone to being repaired or totally replaced. Thanks to the mechanical strength and abrasion resistant properties of PVC, Trusscore Wall&CeilingBoard and Trusscore SlatWall are scratch, dent, damage, and impact resistant, and they're designed to outlive the buildings they're installed in.



Easy to Clean

Trusscore panels clean with a simple wipe. Drywall and MDF need to be carefully maintained because even gentle cleaning can cause water damage. Trusscore panels won't be damaged by soap and water, chemical cleaners, or even repeated pressure washing, so they'll continue to look their best with little effort. For tougher scuffs in your interior space, a melamine sponge like a Magic Eraser and some elbow grease will do.



Bright & Versatile

Maximize any available lighting in your space. Trusscore Wall&CeilingBoard and Trusscore SlatWall can be installed anywhere and in a combination of white and gray. Plus, panels are designed to maximize natural and fixture lighting, making small, dark spaces appear larger. With a light reflectivity (LR) value of 0.90, this means that 90% of the light that strikes the surface of our panels will be reflected.



Lightweight & Easy to Install

Trusscore products are made for DIYers. Trusscore Wall&CeilingBoard and Trusscore SlatWall are both pre-finished, are lightweight (panels weigh 40% less than drywall!), and have pre-punched screw flanges to cut down on installation time. Equipped with a basic set of tools, you can outfit an entire room in Trusscore in a single afternoon.



Moisture & Water Resistant

Completely moisture and water resistant. Drywall and MDF can absorb water, damaging your wall and allowing mold to take hold. Trusscore products are 100% moisture and water-resistant, meaning they'll never grow mold or mildew. Together, they're perfectly suited for humid spaces that are prone to moisture problems like garages, basements, laundry rooms, and bathrooms.



Environmentally Friendly

Trusscore products have a service life of 100 years. Unlike drywall and MDF, which end up in the landfill when they need to be removed, repaired, or replaced, Trusscore off-cuts and excess material can be recycled. Products are 100% recyclable and can be recycled up to six or seven times to make new PVC-based building materials.



SlatWall Top Cap Trim

Trusscore Wall&CeilingBoard

H Channel Snap-In Kit Trim

Inside Cove Corner Trim


J Trim

J Trim

Trusscore SlatWall

Where Can You Install Trusscore?

Trusscore Wall&CeilingBoard and Trusscore SlatWall are best suited for high-traffic, humid, and utility areas of your home.



Garages




Basements



Laundry Rooms



Bathrooms



Home Gyms



Sheds



Home Organization



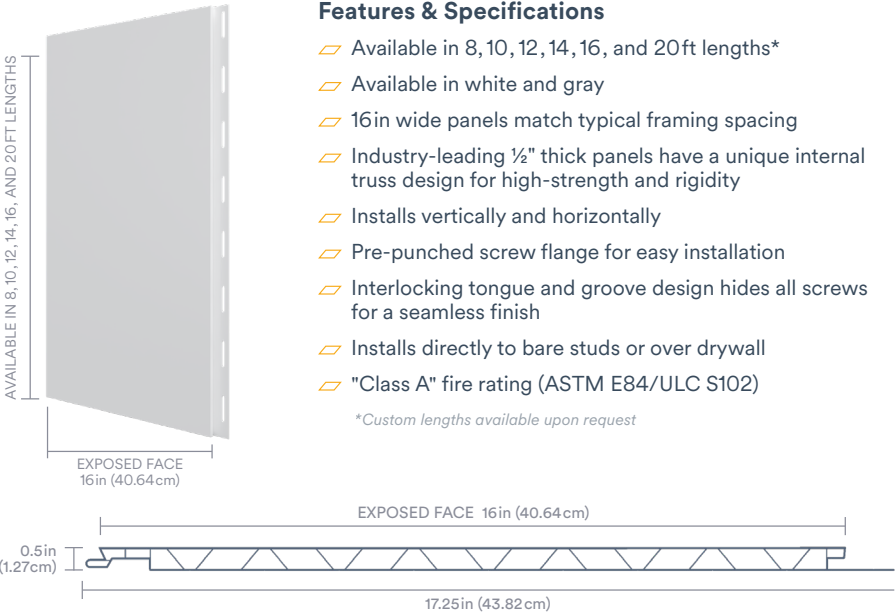
Sheltered Exterior Ceilings





Trusscore® Wall&CeilingBoard™


Pre-finished Trusscore Wall&CeilingBoard panels install with ease and provide a bright, clean finish to maximize the lighting in any room all while being waterproof and impact resistant. It's the perfect alternative to drywall — in fact, it installs 4x faster without the mess — and can be seamlessly combined with Trusscore SlatWall to help you create storage space anywhere.



Features & Specifications

- Available in 8, 10, 12, 14, 16, and 20 ft lengths*
- Available in white and gray
- 16 in wide panels match typical framing spacing
- Industry-leading ½" thick panels have a unique internal truss design for high-strength and rigidity
- Installs vertically and horizontally
- Pre-punched screw flange for easy installation
- Interlocking tongue and groove design hides all screws for a seamless finish
- Installs directly to bare studs or over drywall
- "Class A" fire rating (ASTM E84/ULC S102)

**Custom lengths available upon request*



PANEL LENGTH	PANEL DIMENSIONS	PANEL COLOR	PRODUCT #
8 ft	96 in x 16 in x 0.5 in (243.84 cm x 40.64 cm x 1.27 cm)	White	TC1608
		Gray	GTC1608
10 ft	120 in x 16 in x 0.5 in (304.8 cm x 40.64 cm x 1.27 cm)	White	TC1610
		Gray	GTC1610
12 ft	144 in x 16 in x 0.5 in (365.76 cm x 40.64 cm x 1.27 cm)	White	TC1612
		Gray	GTC1612
14 ft	168 in x 16 in x 0.5 in (426.72 cm x 40.64 cm x 1.27 cm)	White	TC1614
		Gray	GTC1614
16 ft	192 in x 16 in x 0.5 in (487.68 cm x 40.64 cm x 1.27 cm)	White	TC1616
		Gray	GTC1616
20 ft	240 in x 16 in x 0.5 in (609.6 cm x 40.64 cm x 1.27 cm)	White	TC1620
		Gray	GTC1620



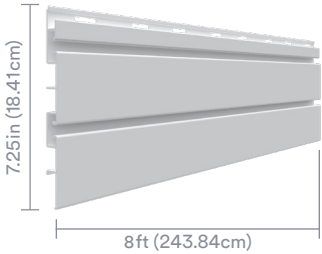
Trusscore® SlatWall™

Trusscore SlatWall is designed to help you instantly organize your home, garage, office, or workspace as soon as it's installed and gives you creative freedom to turn as much — or as little — of your wall into storage space. The 8ft, interlocking panels can be installed as a track, section, half wall, or a full wall, and can be accessorized with a wide range of slatwall accessories.



Features & Specifications

- Available in 8ft lengths
- Available in white and gray
- Panels are 6in wide (7.25in including flange)
- Industry-leading 0.625in thick panels
- Pre-punched screw flange for easy installation
- Supports up to 75lbs per square foot
- Interlocking tongue and groove design hides all screws for a seamless finish
- Installs directly to bare studs or over drywall
- Seamlessly integrates with Trusscore Wall&CeilingBoard; the only product on the market to do so
- Instantly accessorized with snap-in hooks, baskets, and shelves
- Compatible with most slatwall accessories on the market



PANEL LENGTH	PANEL DIMENSIONS	PANEL COLOR	PRODUCT #
8ft	96in x 6in x 0.625in (243.84 cm x 15.24 cm x 1.5875 cm)	White	TL1841608
		Gray	GTL1841608



Trusscore® Trims™

Trusscore offers a variety of PVC-based framing, finishing, and specialty trims in white and gray to help you complete any project.

Framing Trims

Trusscore offers four trims that are designed to frame wall, window, and door perimeters, and to accommodate product transitions.



1/2" J Trim

Perimeter trim for Trusscore Wall&CeilingBoard installations in any application

✓ Wall&CeilingBoard ✗ SlatWall ✗ RibCore



3/4" J Trim

Perimeter trim for Trusscore SlatWall installations

✗ Wall&CeilingBoard ✓ SlatWall ✓ RibCore



Inside Cove Corner

A clean, stylish option to complete the inside corners and wall perimeters of your project

✓ Wall&CeilingBoard ✓ SlatWall ✗ RibCore



H Channel Snap-In Kit

A two-piece trim that accommodates product transitions and panel expansion or contraction

✓ Wall&CeilingBoard ✓ SlatWall ✗ RibCore

Finishing Trims

For a smooth and seamless finish, use these Trusscore trims to address outside corners, window and door perimeters, and to top off a Trusscore SlatWall assembly.



Outside Corner

Trim designed to address 90° corners and window or door perimeters.

✓ Wall&CeilingBoard ✓ SlatWall ✗ RibCore



Outside Corner Round

Trim designed to form smooth, bullnosed outside corners

✓ Wall&CeilingBoard ✗ SlatWall ✗ RibCore



SlatWall Top Cap

Finishing trim for the top of a Trusscore SlatWall panel assembly that prevents dust and dirt from accumulating behind your panels

✗ Wall&CeilingBoard ✓ SlatWall ✗ RibCore



To see our full selection of trims and to download installation guides for each trim, visit trusscore.com/trims


Installing Trusscore Products

Whether you're brand new to installing Trusscore products or consider yourself a tried-and-true Trusscore expert, the Trusscore Installation Help page has everything you need to know when installing Trusscore Wall&CeilingBoard, Trusscore SlatWall, and Trusscore Trims.



Scan Here

To view our installation assets or visit trusscore.com/install





Other Trusscore Applications

Wherever you need a smooth, hygienic, abuse resistant finish that is easy to clean and maintain, Trusscore has your project covered.



Commercial Applications

Trusscore interlocking wall and ceiling panel systems are designed for commercial spaces where durability, moisture resistance, and cleanability are among your top concerns.





To see read more about our full commercial applications and benefits, visit trusscore.com/commercial

Agricultural Applications

Trusscore also offers high-strength, long-lasting, and hygienic wall, ceiling, and penning products for agricultural facilities that are fully CFIA, USDA, and FDA compliant.

To see read more about our full agricultural applications and benefits, visit trusscore.com/agriculture





hello@trusscore.com | [1.888.418.4679](tel:1.888.418.4679) | trusscore.com

Copyright © 2023 Trusscore Inc. Trusscore, Trusscore Wall&CeilingBoard, Trusscore SlatWall, and Trusscore Trims are trademarks of Trusscore Inc.
All other trademarks are the property of their respective owners.

Specifications are subject to change. T-BR110-001 09/2023

